



GRUPOTECHNOS

# RESULTADOS

## 3T24



 TECHNOS

Condor

mormaii

-EURC-

FOSSIL

MICHAEL KORS

TOUCH•••

Dumont



# AGENDA

## 1. Destaques do Trimestre

Daniela Pires

## 2. Indicadores Financeiros

Daniela Pires

## 3. Evolução Financeira

Daniela Pires

## 4. Q&A



# DESTAQUES DO TRIMESTRE



# Principais Highlights

3T24 vs.3T23



GRUPOTECHNOS



Receita Líquida

R\$94,7M

+17,8%



Preço Médio e Volume

PM R\$215 -0,3%

# 510 mil +19,7%



Lucro Bruto e Margem Bruta

LB R\$52,5M +15,0%

MB 55,4% -1,3 p.p.



SG&A

R\$36,7M

+16,5%



EBITDA Ajustado

R\$21,1M

+5%



Caixa Líquido

R\$ 17,5M

# Principais Highlights

2024 vs. 2023 Acumulado



GRUPOTECHNOS



Receita Líquida

R\$263,0M

+13,7%



Preço Médio e Volume

PM R\$203 -1,0%

# 1.497 mil+14,9%



Lucro Bruto e Margem Bruta

LB R\$143,7M +11,5%

MB 54,7% -1,1 p.p.



SG&A

R\$105,0M

+11,7%



EBITDA Ajustado

R\$56,5M

+6,6%



Caixa Líquido

R\$ 17,5M



# AGENDA

## 1. Destaques do Trimestre

Daniela Pires

## 2. Indicadores Financeiros

Daniela Pires

## 3. Evolução Financeira

Daniela Pires

## 4. Q&A

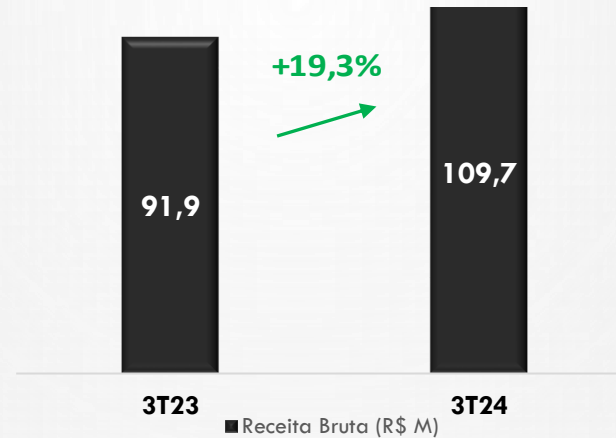


# Indicadores Financeiros

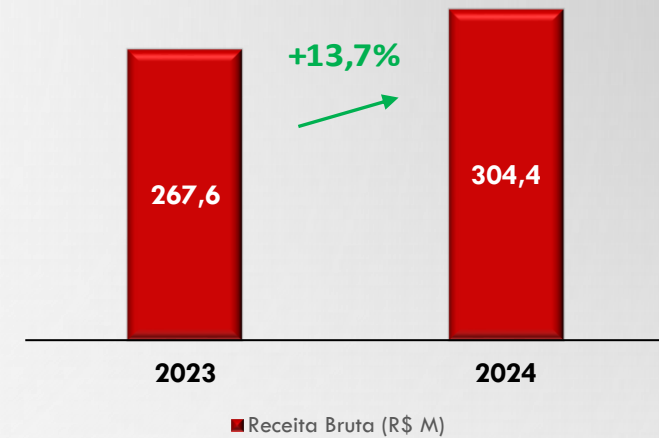


## Receita Bruta (R\$M)

### Trimestre

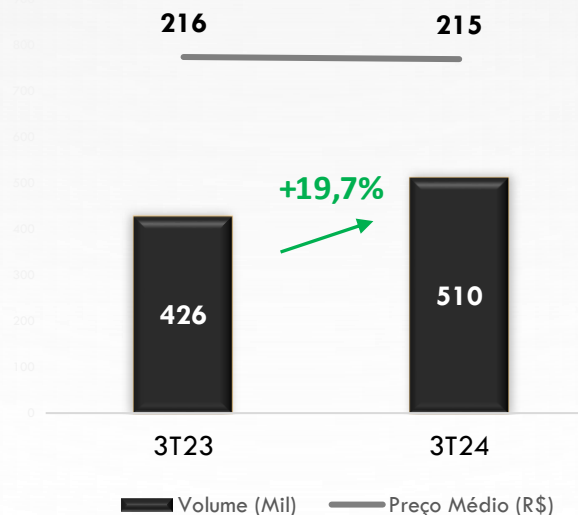


### Acumulado


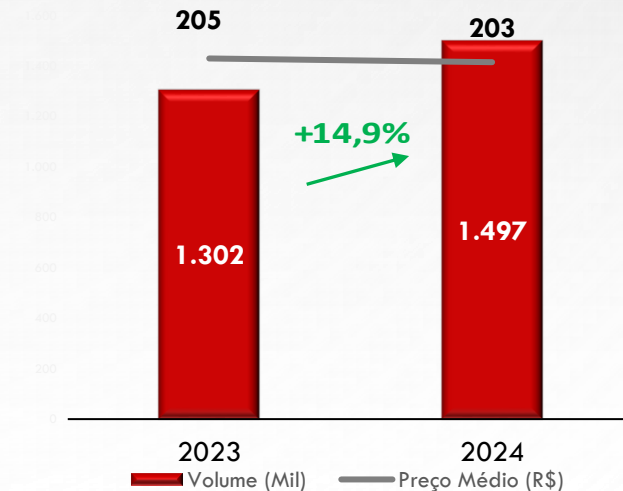


## Volume de Relógios e Preço Médio

### Trimestre



### Acumulado

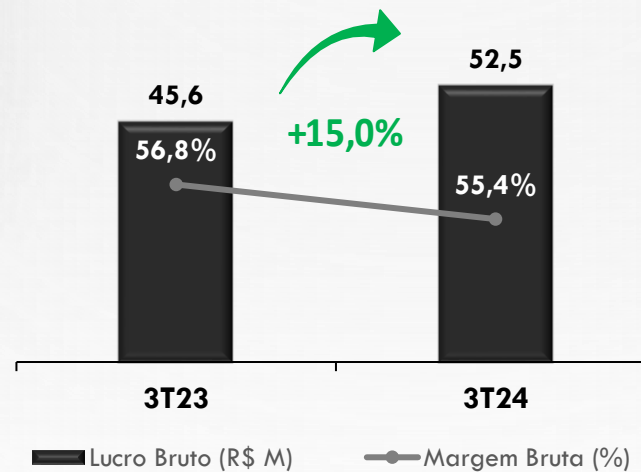


# Indicadores Financeiros


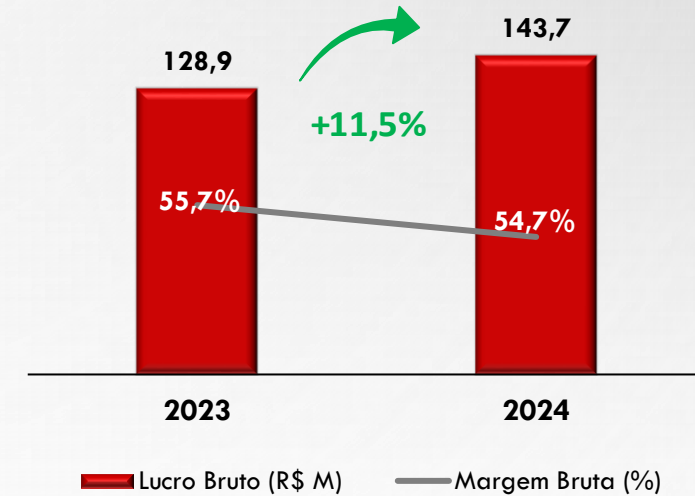


## Lucro Bruto e Margem Bruta

Trimestre



Acumulado



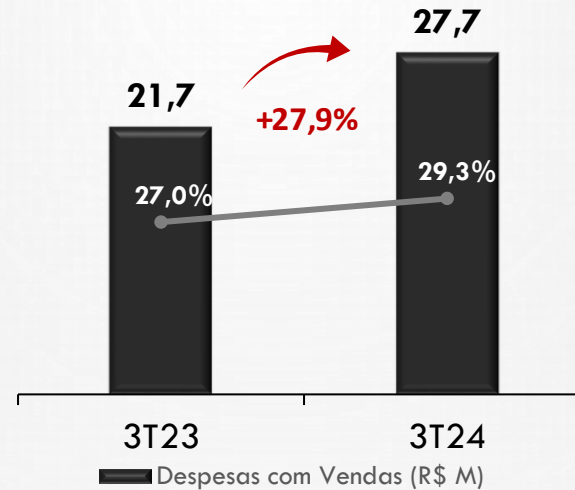


# Indicadores Financeiros

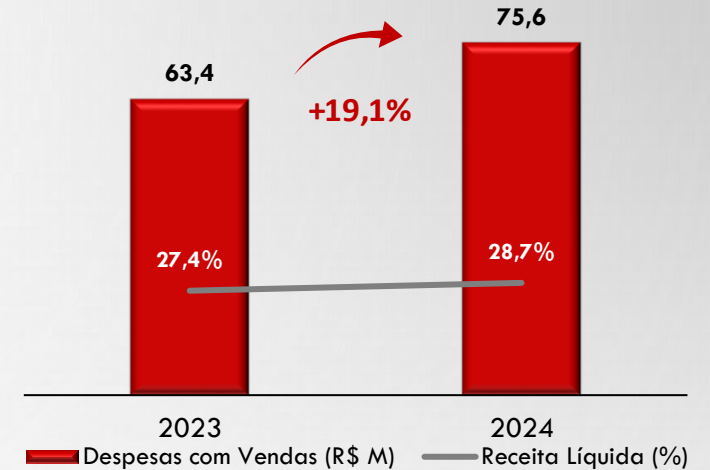


## Despesas com Vendas (R\$M)

Trimestre

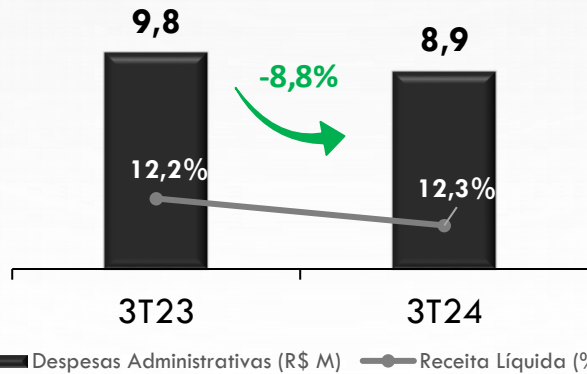


Acumulado


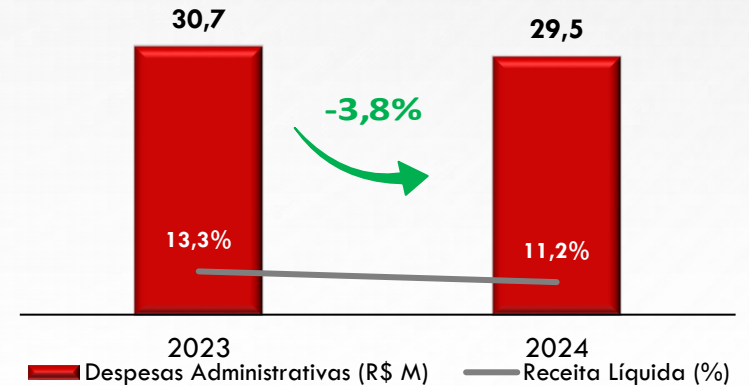


## Despesas Administrativas (R\$M)

Trimestre



Acumulado

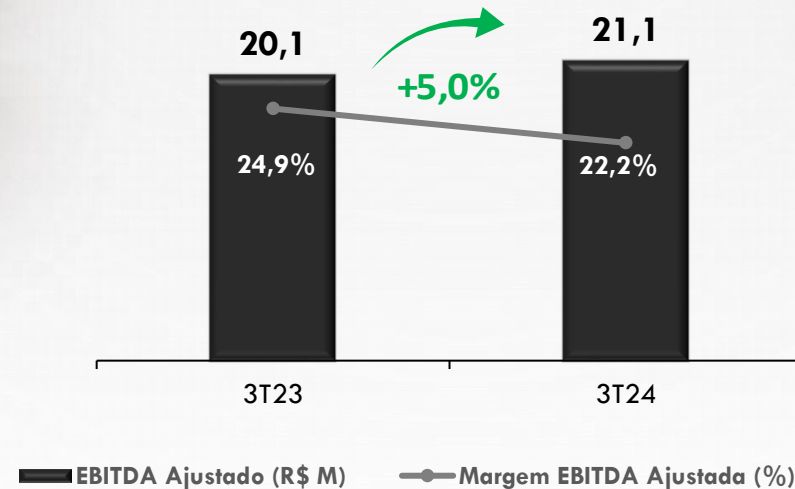


# Indicadores Financeiros

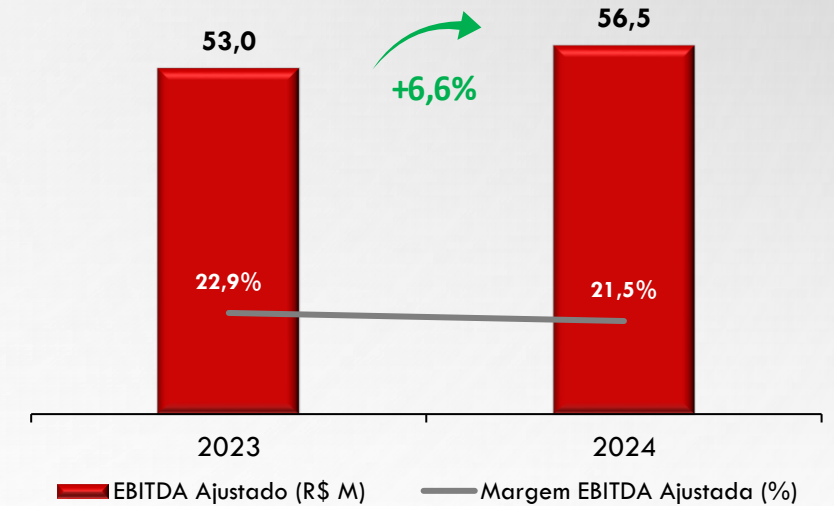


EBITDA Ajustado (R\$M) e Margem EBITDA Ajustado (%)

Trimestre



Acumulado



# Resultados Financeiros

R\$ milhões	3T23	Dias	3T24	Dias
(+) Contas a Receber	120,3	127	151,6	146
(+) Estoques	130,0	308	146,1	313
(-) Contas a Pagar	38,7	92	67,2	144
(=) Capital de Giro	211,6	343	230,5	315





# Resultados Financeiros

R\$ milhões	3T23	2T24	3T24
Dívida Bruta	[97,3]	[86,0]	[107,0]
(-) Caixa	115,0	94,3	124,5
(=) Caixa (dívida) Líquido	17,7	8,3	17,5





# AGENDA

## 1. Destaques do Trimestre

Daniela Pires

## 2. Indicadores Financeiros

Daniela Pires

## 3. Evolução Financeira

Daniela Pires

## 4. Q&A





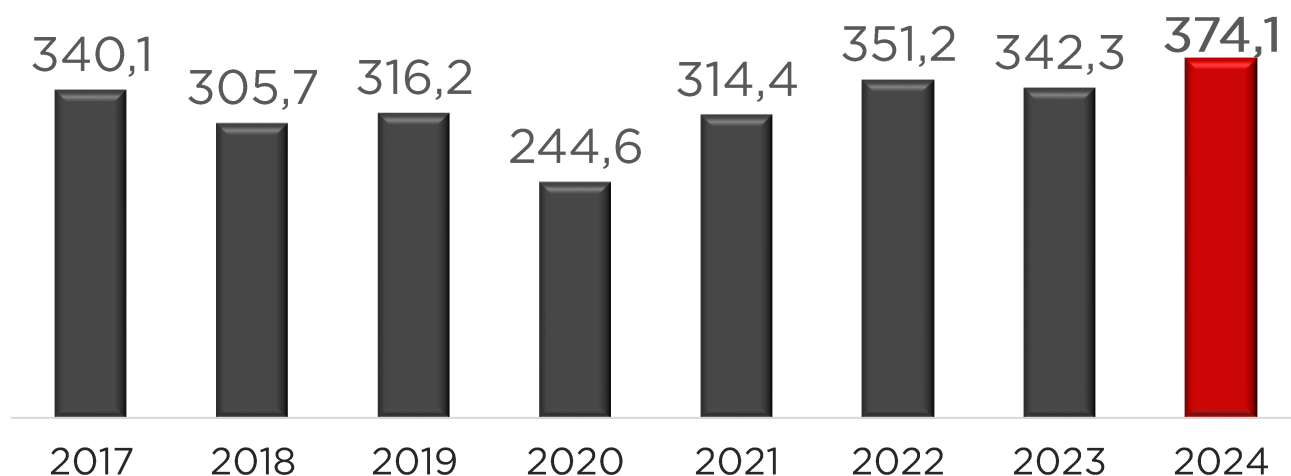
# EVOLUÇÃO

## RESULTADO FINANCEIRO

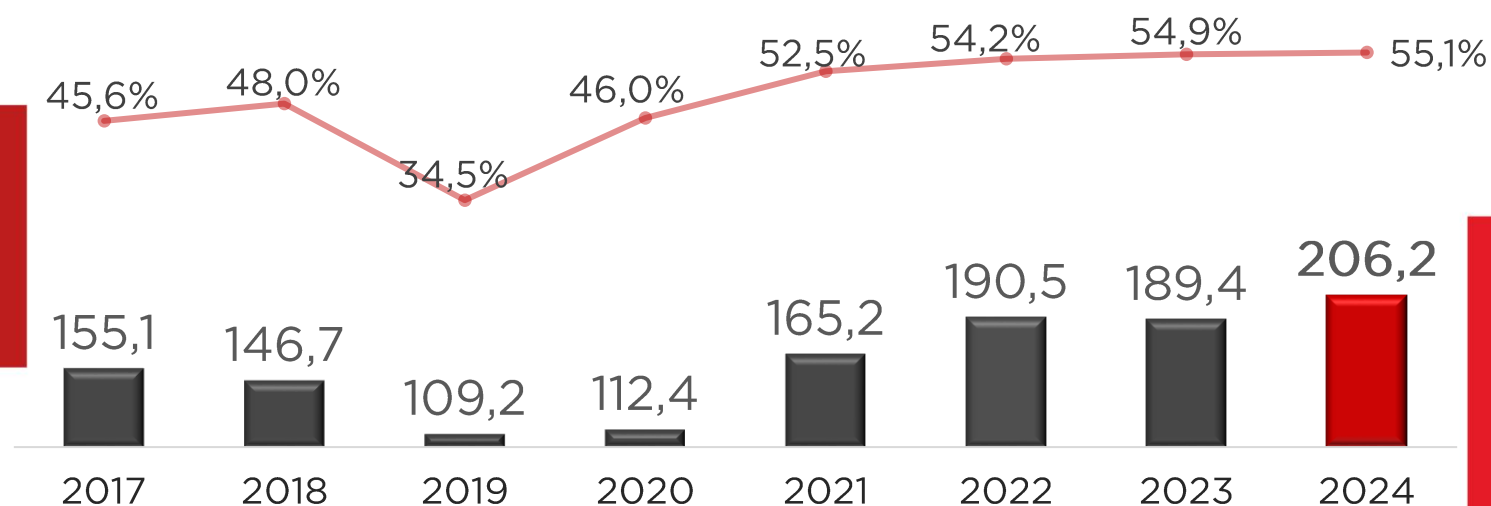


# Evolução Financeira

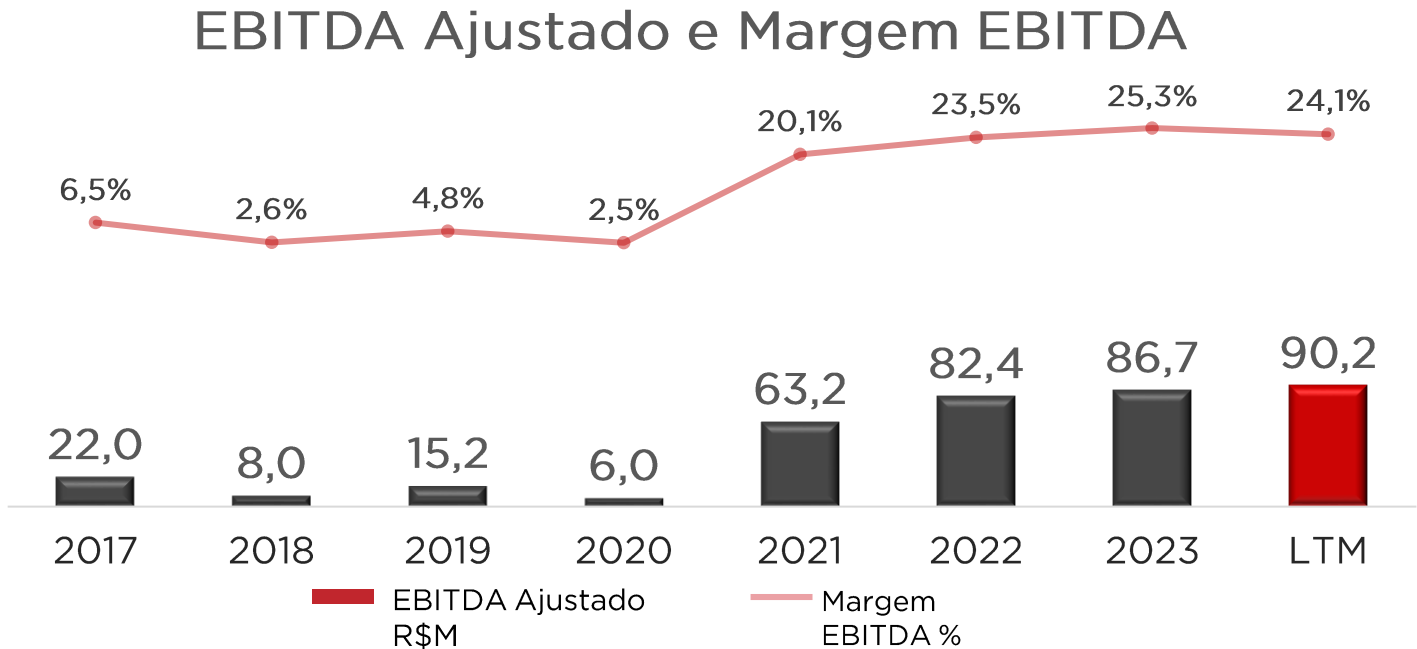
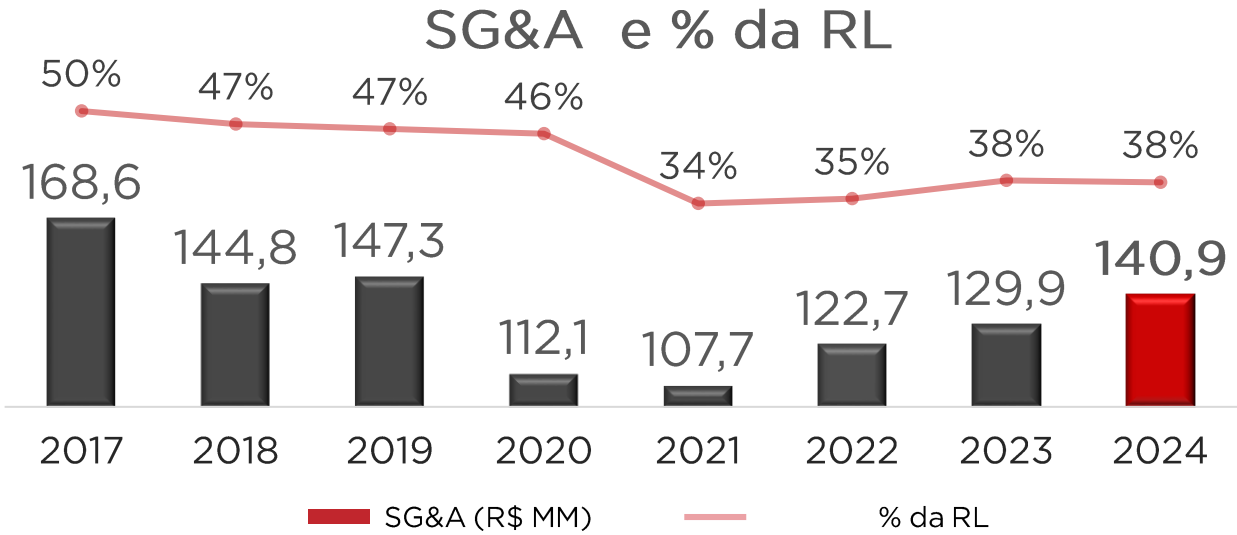
## Receita Líquida (R\$M)



## Lucro Bruto (R\$M) e Margem Bruta



# Evolução Financeira





# AGENDA

## 1. Destaques do Trimestre

Daniela Pires

## 2. Resultados Financeiros

Daniela Pires

## 3. Evolução Financeira

Daniela Pires

## 4. Q&A